

Department of Environmental Protection 2010 WNV Season



Pennsylvania West Nile Virus Program
“A private/public cooperative safety program”

National West Nile Virus Summary

● Human

– Arizona	163
– New York	127
– California	104
– Texas	89
– Colorado	81
– Illinois	56
– Nebraska	37
– Pennsylvania	30
– New Jersey	30

● Mosquito

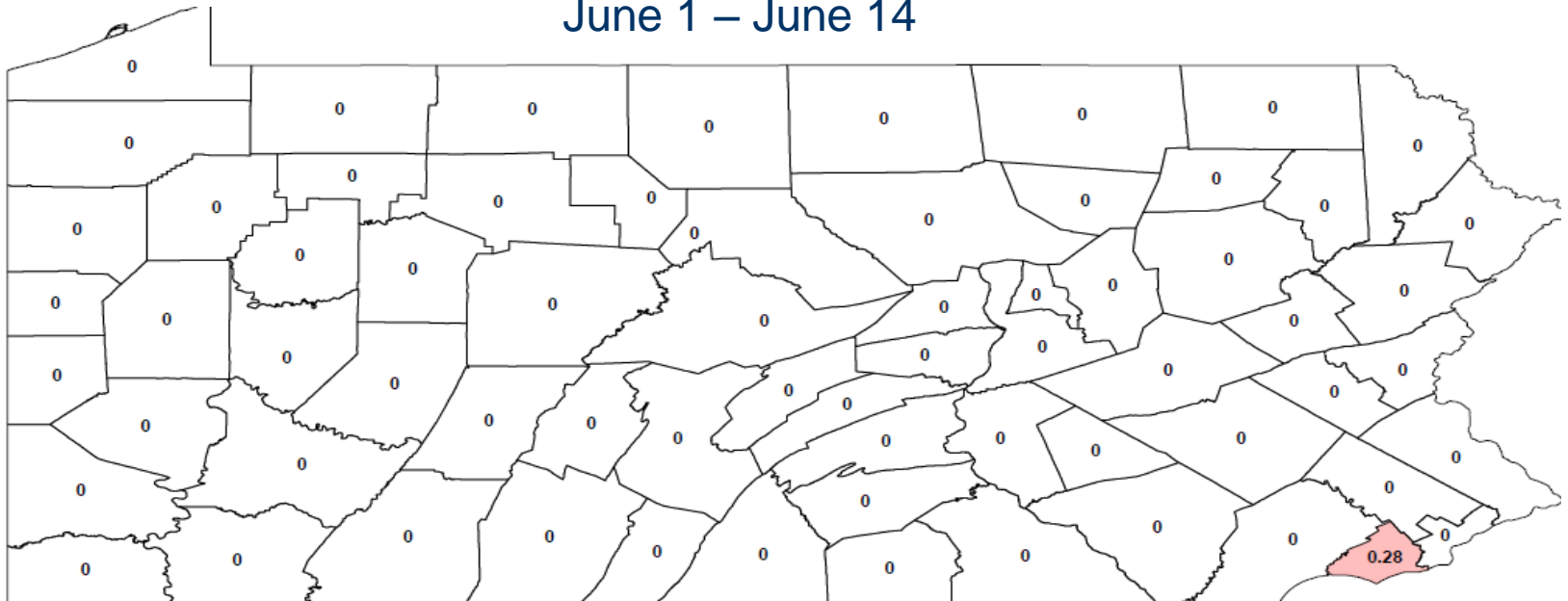
– Illinois	2296
– Pennsylvania	1295
– California	1282
– New York	907
– New Jersey	846

West Nile virus (WNV) activity reported to ArboNET, by state, United States, 2010
as of November 9, 2010



West Nile Virus Mosquito MLE Tracking 2010

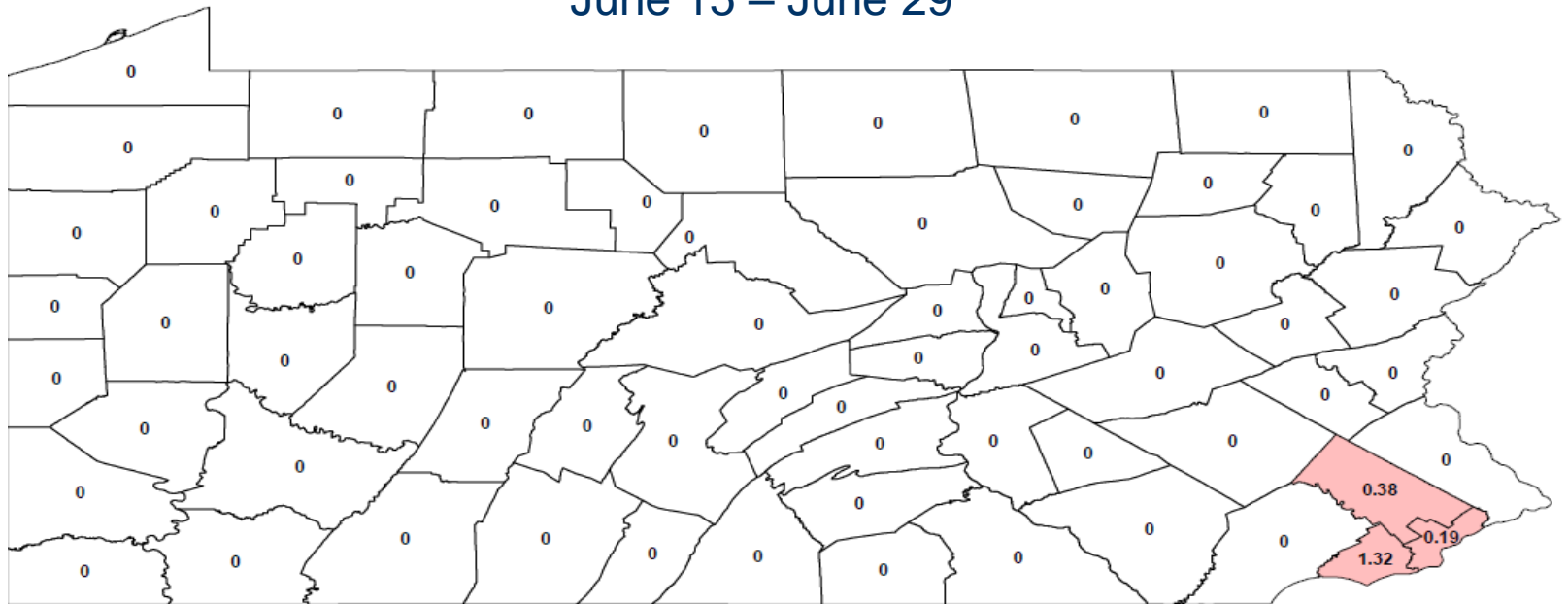
June 1 – June 14



Statewide MLE - .05 (0)

West Nile Virus Mosquito MLE Tracking 2010

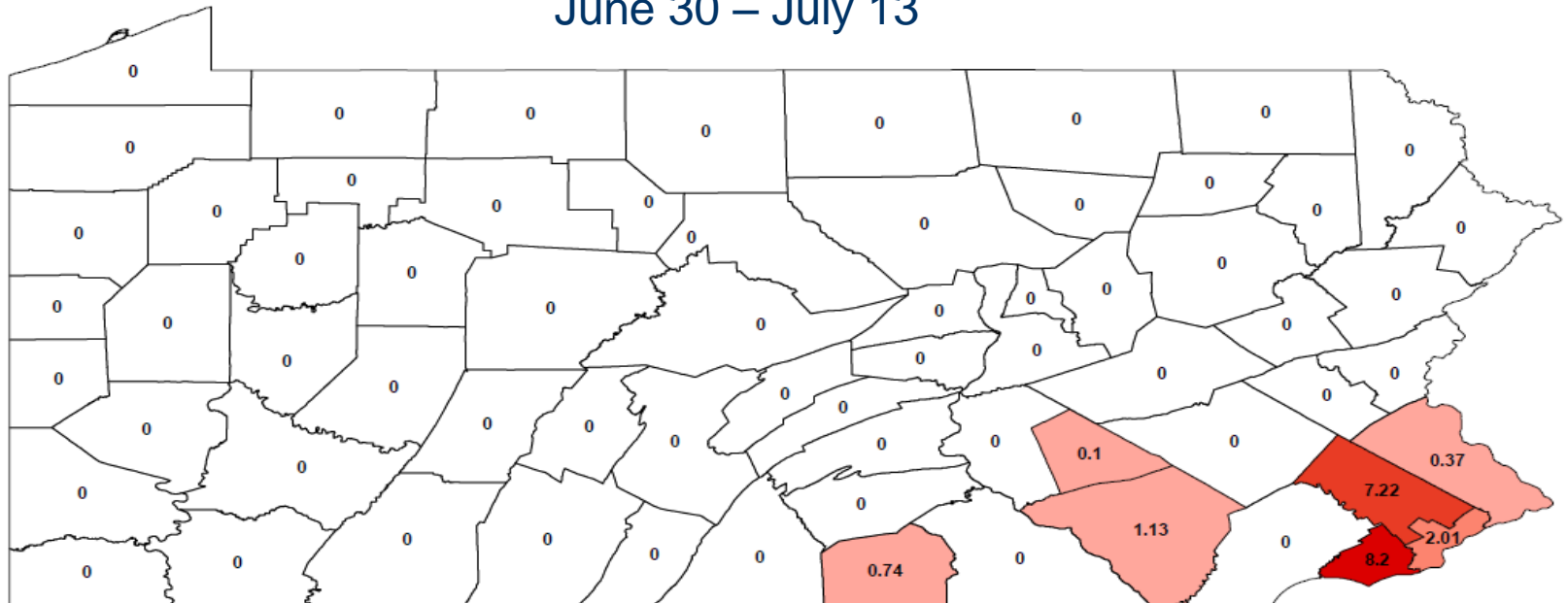
June 15 – June 29



Statewide MLE - .07 (0)

West Nile Virus Mosquito MLE Tracking 2010

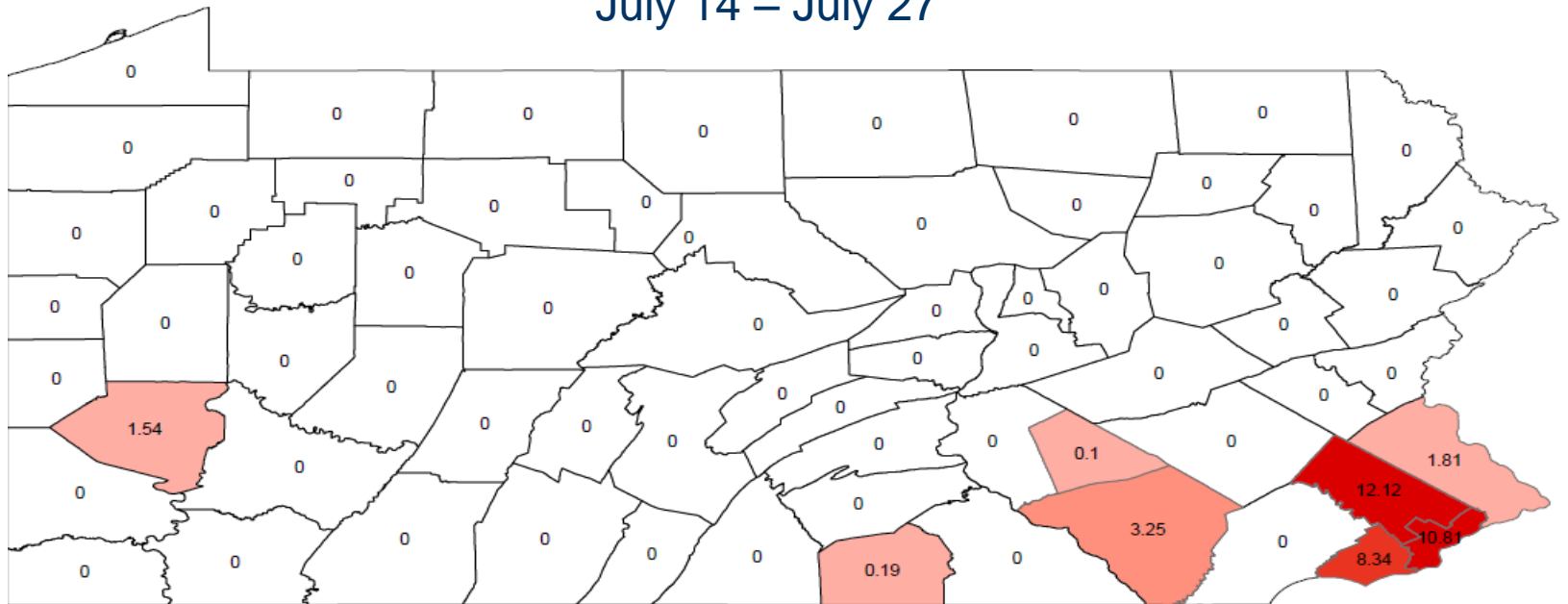
June 30 – July 13



Statewide MLE – **.71** (0)

West Nile Virus Mosquito MLE Tracking 2010

July 14 – July 27



Statewide MLE – 1.54 (0)

Mosquito testing summary

Pennsylvania West Nile Virus Control Program Mosquito Positive Counties in 2010



1295 Positive Mosquito Pools from 1057 Positive Mosquito Samples

Culex pipiens



763 Pools

Culex restuans



184 Pools

Culex salinarius



1 Pool

Culex spp.

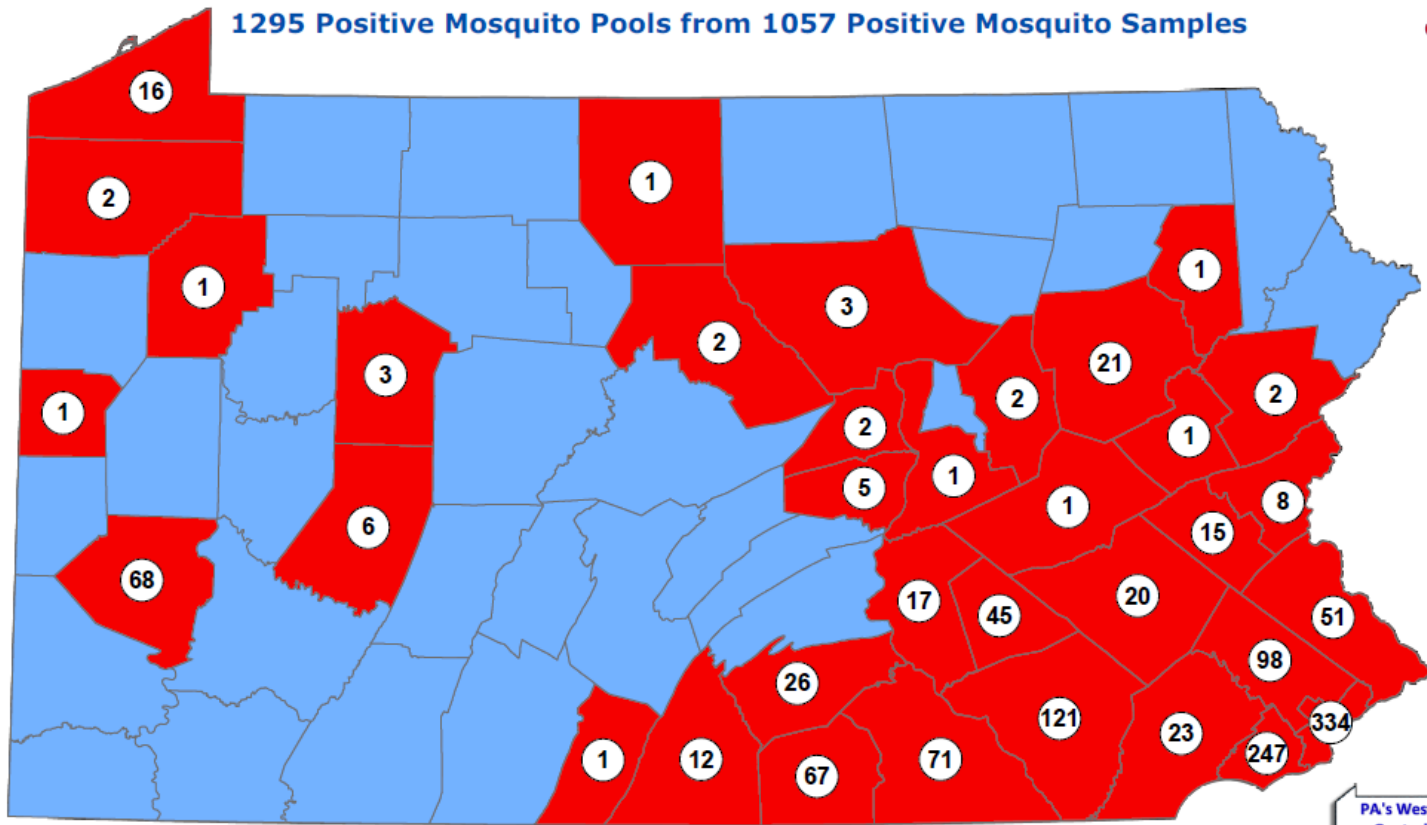


338 Pools

Other

9 Pools

Aedes albopictus - 4 Pools
Aedes vexans - 1 Pool
Culex erraticus - 2 Pools
Ochlerotatus japonicus - 1 Pool
Psorophora ferox - 1 Pool



Blue: No Positives in County Red: Positive(s) Found in County

Gravid Trap



1283 Pools

Light Trap



10 Pools

Other

2 Pools



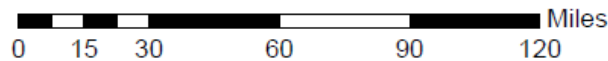
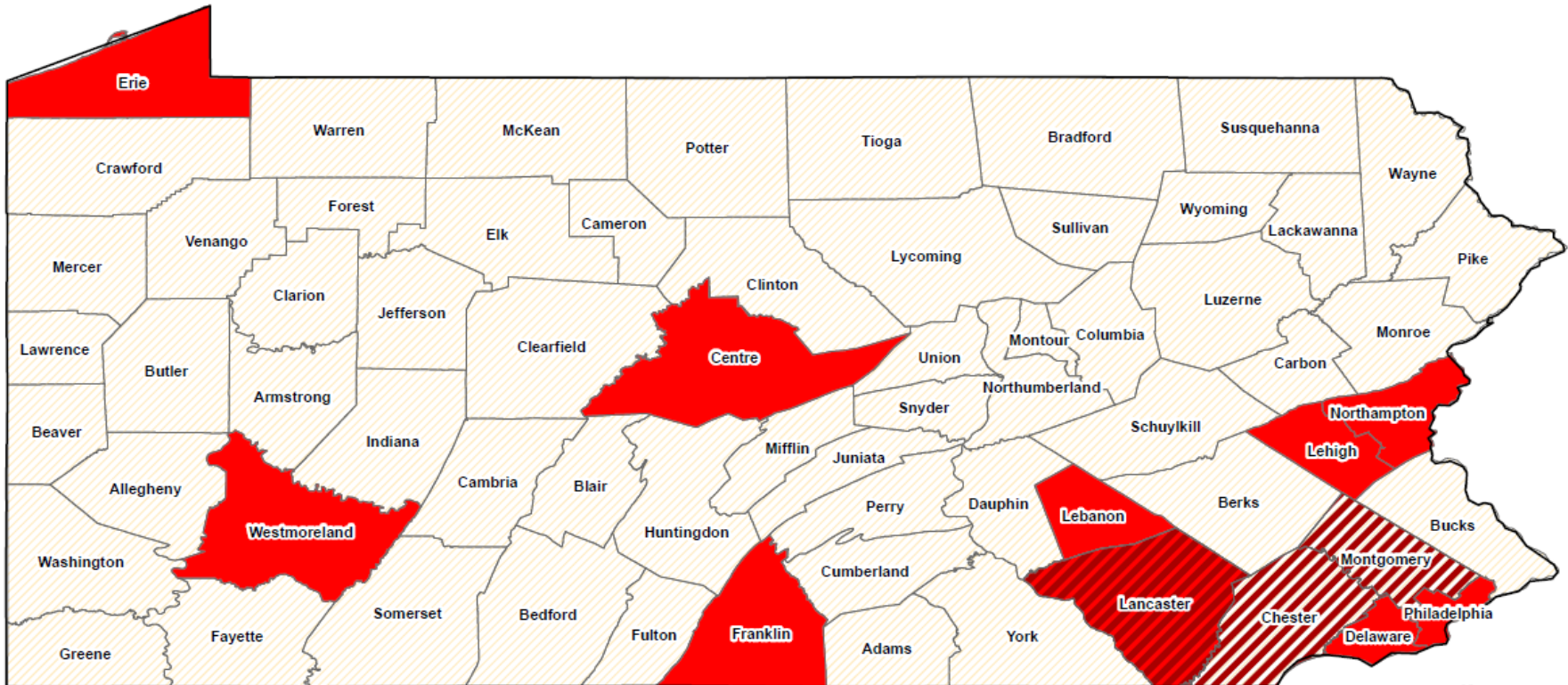
www.WestNile.state.pa.us

Avian and veterinary testing results

**Dead Birds
(20/56)**

**Pennsylvania West Nile Virus Control Program
2010 West Nile Bird and Veterinary Positives**

**Veterinary
(7)**



Legend

- Veterinary Positive(s) Found
- Bird Positive(s) Found

PA WNV Program 2010

- Surveillance

- 28,817 Samples collected
- 21,057 Gravid traps
- 1,823 Light traps
- 5,937 Larval samples
- 25,056 Pools tested



- Control

- 14,121 ULV acres
- 468 larval Acres
- 38,519 catch basins
- 58,279 tires



PA WNV Program 2010

Comparison to the last 5 years

- 40% Less sampling
- 2% More gravid traps
- 82% Less Light traps
- 1% More tested
- 45% Less ULV acres
- 69% Less larval acres
- 55% Less catch basins
- 49% Less tires treated

Non-West Nile Mosquito-borne virus surveillance

- LAC – limited testing – no positives
- EEE – very limited tested; *Cs. melanura* uncommon, especially from gravid traps
- SLE – Monumental effort to detect
 - Tested 472,147 gravid *Culex* from 18,336 pools – no positives
 - Some have suggested WNV has essentially displaced SLE where SLE was once prevalent*

*Reisen et al. 2008. J. Med. Entomol. 45(3): 494-508

Acknowledgements

- Matt Helwig, Andy Kyle and James Haefner created many of the slides